

FACTSHEET

31-05-2025



ASN Biodiversiteitsfonds R

Fund profile

The objective of the ASN Biodiversiteitsfonds is to contribute to the retention, protection and restoration of biodiversity, by investing globally in projects and private and listed equity. The fund focuses on four sectors: 'sustainable forestry, nature conservation and restoration', 'sustainable agroforestry and regenerative agriculture', 'sustainable seas and fisheries' and 'ecotourism'. At the same time, the ASN Biodiversiteitsfonds supports new 'green' employment that does not harm nature and contributes to local prosperity. The financial objective of the ASN Biodiversiteitsfonds combines long-term capital growth with a moderate dividend return. The Fund aims to offer investors the best realistically possible financial return with a sustainability benefit: the protection and restoration of biodiversity. This is measured as the total area (hectares) where biodiversity is restored with a healthy ecological balance.

Each quarter, we publish on our website a detailed explanation of portfolio returns, an update on recent portfolio changes, a description of the market developments and our vision and outlook.

The Fund's sustainable investment objective:

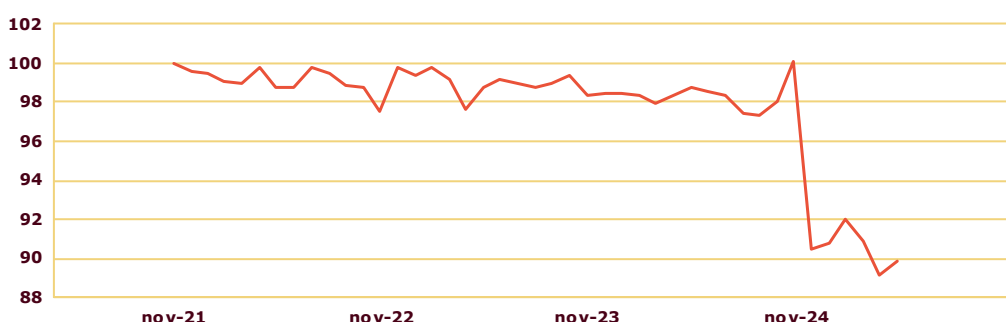
- to protect, restore and improve biodiversity.

Performance based on

| | 1 month | 3 months | YTD | 12 months | 3 years* | 5 years* | Since* inception |
|-------|---------|----------|--------|-----------|----------|----------|------------------|
| Fonds | 084% | -2.34% | -0.66% | -9.01% | -3.10% | N/A | -2.96% |

* annualised, based on geometric average.

Historical performance (Indexed)



Key Information

ISIN code:

NL0015000JW4

Inception Date:

30-09-2021

Currency and Market Listing:

Euro and Euronext Amsterdam

Fund charges:

2,60%

Website:

www.asnimpactinvestors.com

Fund manager:

ASN Impact Investors

Price at month end:

€ 22,50

12-month high price:

€ 25,11

12-month low price:

€ 22,24

Dividend

From book year 2021

Fund size:

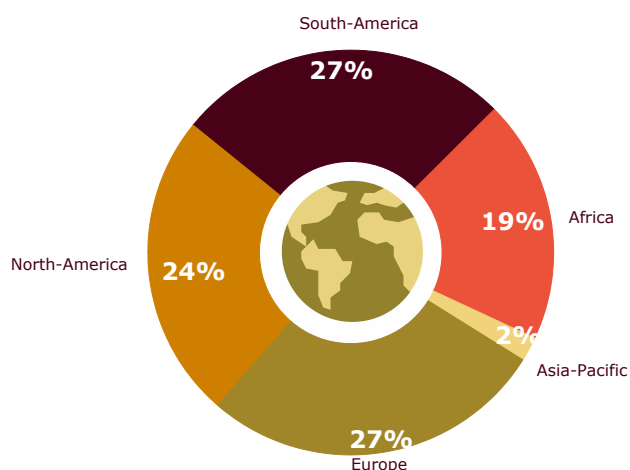
27.808.857,31

Outstanding certificates:

1.237.416



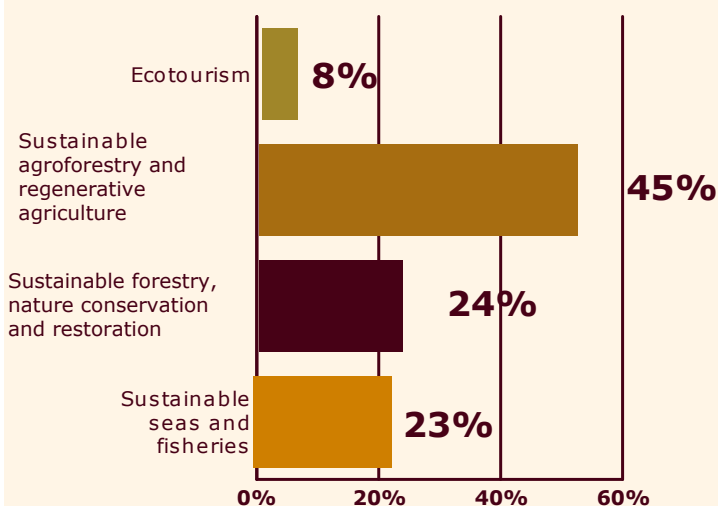
Regional allocation



Top 10 investments

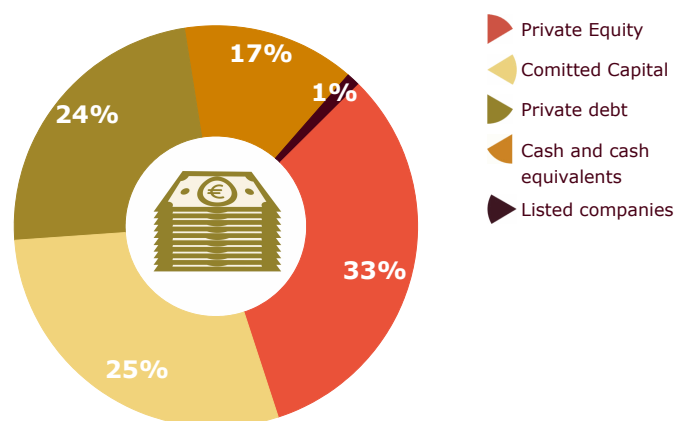
| | |
|---|-------|
| 1. Forest Climate Solutions Fund | 19.1% |
| 2. Aqua-Spark | 16.3% |
| 3. SLM Silva Europe Fund | 14.3% |
| 4. Food Securities Fund | 13.3% |
| 5. Eco-Business | 12.4% |
| 6. Amazon Biodiversity Fund | 11.1% |
| 7. Afr. Conservation&Communities Tourism Fund | 5.3% |
| 8. Wildlife Conservation Bond | 2.5% |
| 9. Kingfish | 0.7% |
| 10. Papyrus Australia | 0.5% |

Sectors



The Fund manages its allocation across these four sectors. After the initial phase, the target allocation is: 20% - 50% in sustainable forestry, 20% - 50% in sustainable agroforestry, 20%-50% in sustainable seas and fisheries and 0%-20% in ecotourism.

Investment categories



The fund is currently in the construction phase. In this phase we ensure that there is sufficient diversification, sufficient liquid assets are maintained and that the remainder is invested as quickly as possible. There is a full pipeline of projects for which we will enter into commitments in line with the volume of newly invested assets as quickly as possible.

Countries (top 20)

| | | | |
|------------------|-------|--------------------|------|
| 1. United States | 20.3% | 11. Ivory Coast | 1.8% |
| 2. Brazil | 11.4% | 12. Norway | 1.8% |
| 3. Portugal | 8.9% | 13. Ecuador | 1.7% |
| 4. Spain | 5.1% | 14. Panama | 1.5% |
| 5. Netherlands | 4.9% | 15. Canada | 1.5% |
| 6. Uganda | 3.0% | 16. Colombia | 1.4% |
| 7. South Africa | 2.5% | 17. Mozambique | 1.4% |
| 8. Nigeria | 2.5% | 18. Poland | 1.3% |
| 9. Peru | 2.4% | 19. El Salvador | 1.2% |
| 10. Honduras | 2.3% | 20. United Kingdom | 1.1% |

Number of businesses per sector

| | |
|--|----|
| 1. Sustainable forestry, nature conservation and restoration | 9 |
| 2. Sustainable agroforestry and regenerative agriculture | 57 |
| 3. Sustainable seas and fisheries | 41 |
| 4. Ecotourism | 20 |

ASN Impact Investors is trading name of ASN Beleggingsinstellingen Beheer B.V., the manager of ASN Biodiversiteitsfonds N.V. The manager has obtained a licence as referred to in Section 2:69b of the Dutch Financial Supervision Act (Wft). ASN Beleggingsinstellingen Beheer B.V. and ASN Biodiversiteitsfonds N.V. are entered in the register of the Dutch Authority for the Financial Markets. A Key Information Document (KID) and a prospectus are available for the Fund, with more information on the Fund, the charges and the risks. These documents are available free of charge at www.asnimpactinvestors.com. Please read the prospectus and the KID before making a decision to invest in this Fund. This publication may not be considered as an offer to invest or as investment advice. The stated returns are historical. The value of your investment may fluctuate. Results obtained in the past are no guarantee for the future. The information in this publication is derived from sources considered by us to be reliable. No rights may be derived from this publication. The manager shall not be liable for losses of any nature, including those resulting from the use of incorrect or incomplete information

Sustainable policy

The ASN Biodiversiteitsfonds carefully selects from funds, projects and listed companies. Our selection procedure consists of two steps: 1) In the first step, projects, funds and companies are extensively assessed on the basis of sustainability criteria and their positive impact on biodiversity. 2) The second step consists of a financial assessment. All investments additionally have to meet the ASN Sustainability Criteria and deliver a measurable contribution to biodiversity and one or more of the following UN Sustainable Development Goals (SDGs): Climate action (13), Life below water (14), Life on land (15) and Decent work and economic growth (8). All projects and companies are assessed on criteria relevant to the sectors of sustainable forestry, sustainable agroforestry, sustainable oceans and fisheries and ecotourism. These criteria concern (among others): 1) the quality of the business model and the management, 2) the size of the project, 3) the expected positive contribution to biodiversity and 4) the prosperity of the local population. This methodology is standardised and developed by the Partnership Biodiversity Accounting Financials (PBAF). ASN Impact Investors analyses lead to a recommendation to the Investment Committee of ASN Impact Investors, which will approve or reject proposed investments for inclusion in the Fund's investment universe.