

## Factsheet

### ASN Duurzaam Small & Midcapfonds R



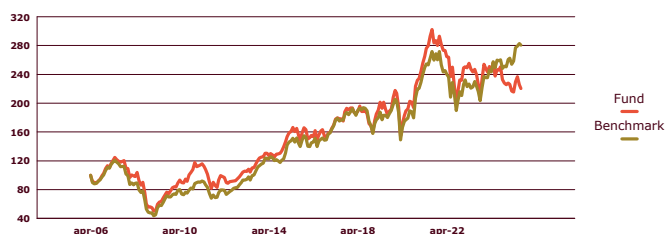
#### Fund profile

ASN Duurzaam Small & Midcapfonds invests in small to medium-sized European companies that meet the sustainability criteria of the ASN investment funds. The investment universe consists of approximately 120 European small and mid-cap companies, from which the manager selects approximately thirty for the fund portfolio. The fund invests for the longer term: the manager aims to keep the companies in the portfolio for at least three years. The fund offers an opportunity for reasonably high returns, but this is counterbalanced by a high risk.

#### Key figures as at 31 August 2025

|                                     |  |
|-------------------------------------|--|
| Morningstar rating                  | ★★★★★  |
| Morningstar sustainability rating   | 🌍🌍🌍🌍🌍  |
| ISIN code                           | NL0014270217                                 |
| Currency and stock exchange listing | Euro and Euronext Amsterdam                  |
| Date of incorporation               | 09-05-2006 <sup>1</sup>                      |
| Fund manager                        | ASN Beleggingsinstellingen Beheer B.V        |
| Country of establishment            | The Netherlands                              |
| Benchmark                           | MSCI Europe Small Cap Total Return Net Index |
| Fund costs                          | 1,20%  |

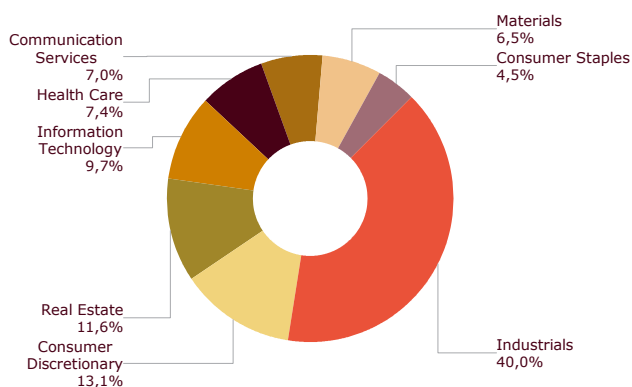
#### Indexed rate of return<sup>2 3</sup>



#### Net Performance<sup>3</sup>

|                                   | Fund   | Benchmark |
|-----------------------------------|--------|-----------|
| 1 month                           | -2,41% | -0,71%    |
| 3 months                          | -4,06% | 1,31%     |
| 2025                              | -2,36% | 11,94%    |
| 3 years, annualised <sup>2</sup>  | -0,50% | 9,62%     |
| 5 years, annualised <sup>2</sup>  | 1,71%  | 8,21%     |
| 10 years, annualised <sup>2</sup> | 3,58%  | 6,90%     |
| 15 years, annualised <sup>2</sup> | 6,03%  | 9,20%     |

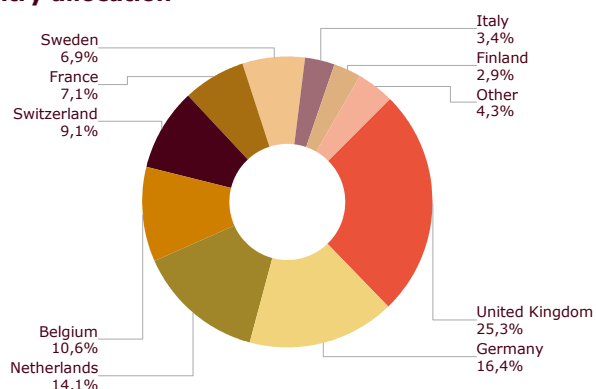
#### Sectors



#### Prices (euro) and fund facts

|                                  |             |
|----------------------------------|-------------|
| Price at month-end               | 41,52       |
| Highest price 12 months          | 48,63       |
| Lowest price 12 months           | 37,59       |
| Net Asset Value End of Month     | 41,52       |
| Dividend for financial year 2024 | 1,00        |
| Total value participation class  | 158.703.316 |
| Outstanding participations       | 3.822.139   |

#### Country allocation



#### Main interests

|                        |      |
|------------------------|------|
| Basic-Fit Nv           | 4,8% |
| Coats Group Plc        | 4,6% |
| Premier Foods Plc      | 4,3% |
| Unite Group Plc        | 3,9% |
| Fagron                 | 3,9% |
| Washtec Ag             | 3,8% |
| Warehouses De Pauw Sca | 3,8% |
| Jost Werke Ag          | 3,7% |
| Corbion Nv             | 3,5% |
| Safestore Holdings Plc | 3,5% |

1) On 18 June 2020, the Fund was registered as a UCITS subfund of ASN Beleggingsfondsen UCITS N.V.

2) Based on a geometric average.

3) The returns until 18 juni 2020 were achieved in circumstances that no longer apply.

This fund is a subfund of the investment company with variable capital ASN Beleggingsfondsen UCITS N.V.. The manager is ASN Beleggingsinstellingen Beheer B.V., which holds a licence as referred to in Section 2:69b of the Financial Supervision Act (Wft). ASN Beleggingsinstellingen Beheer B.V. and ASN Beleggingsfondsen UCITS N.V. are entered in the register of the Netherlands Authority for the Financial Markets.

The Key Information Document (KID) and the prospectus for this fund, together with more information about the fund, the costs and the risks, can be obtained free of charge from [www.asnimpactinvestors.com](http://www.asnimpactinvestors.com). Read the prospectus and KID before you decide to invest in this fund. This statement should not be regarded as an offer or investment advice. The returns stated relate to past results. The value of your investment may fluctuate. Past performance is no guarantee for the future.

The information in this publication has been derived from sources that we consider reliable. No rights can be derived from this information. The manager is not liable for damage of any kind resulting from incorrect or incomplete information.

Morningstar Rating: ©2024 Morningstar. All Rights Reserved. The information contained herein: (1) is proprietary to Morningstar and/or its content providers, (2) may not be copied or distributed; and (3) is not warranted to be accurate, complete or timely.

Neither Morningstar nor its content providers are responsible for any damages or losses arising from any use of this information. Past performance is no guarantee of future results. For more detailed information about the Morningstar Rating, including its methodology, please go to [www.morningstar.com](http://www.morningstar.com).